

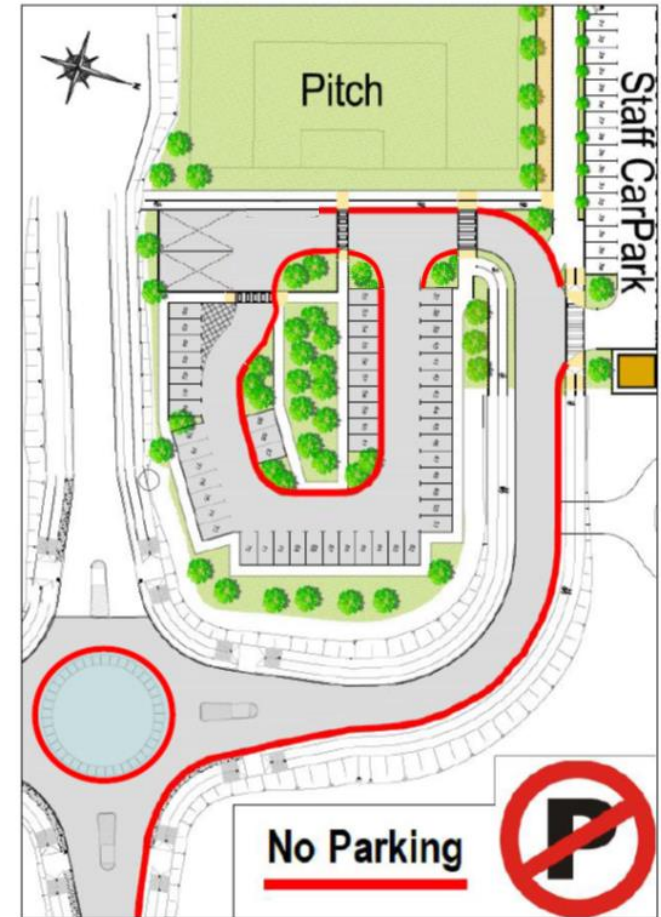




Traffic Tips

Ennis National School is accessed via a Public Road. Below are Tips devised to help minimise delays. Remember, the car park is for use by Preschool, Junior and Senior Infants, 1st and 2nd class children (and their siblings) only. Thank you!

- 1** Drop your children to the  Walking Bus  in the morning. It leaves Éire Óg Car Park at 8:30am sharp.
- 2** **Drop and Go.** Only parents of preschool and infant children should walk their children in.
- 3** **Avoid** the school by dropping away from the school. Footpaths are provided for safe access.
- 4** **PLEASE NEVER, EVER.....** park or pull over in the **Red Zones** on the map. Doing so prevents the free flow of traffic and could obstruct emergency vehicles.
- 5** **Park** in one of the allocated parking spaces **OR Pull Over** to the **LEFT** when dropping and collecting.
- 6** **Prepare your children** for drop off. Let them in and out of the car on the **path side** and not on the traffic side of the car.
- 7** **Keep moving.** Cars moving out of parking spaces will be free to exit when cars are stopped at pedestrian crossing.
- 8** **PLEASE NEVER, EVER.....** let your children out of or into the car when you're in the flow of traffic!
- 9** **The staff car park** can only be used when a **child is unable to walk** due to injury or otherwise. **Passes** for staff car park **are available from the school.**
- 10** Please cooperate with all **Volunteers.** They are there to help you by keeping cars moving.



'These Traffic Tips and plan were developed by the board of management of Ennis National School with the support of parents. Thank you for your continued support,' Éamon Murphy, Chairman.