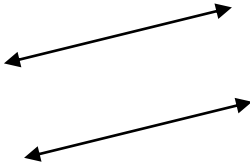
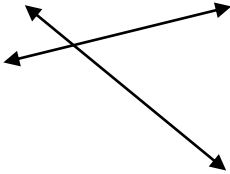
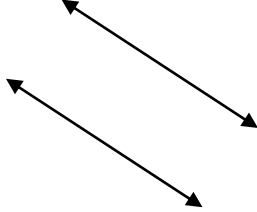
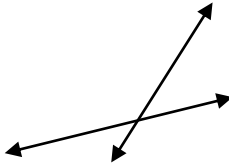
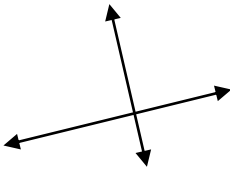
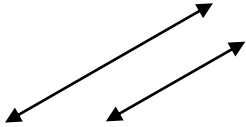
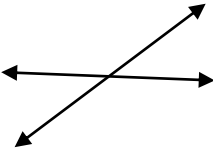
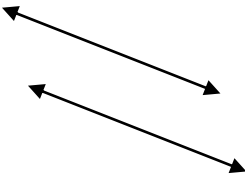
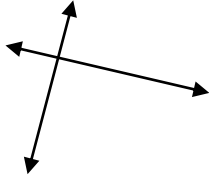

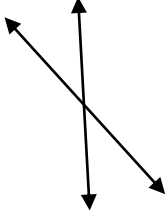
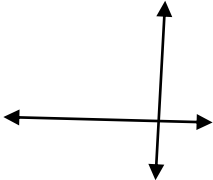


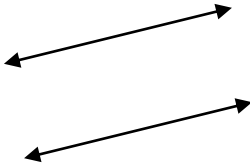
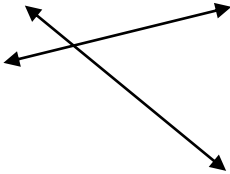
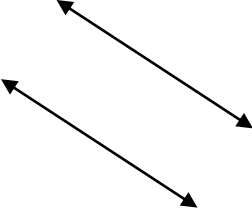
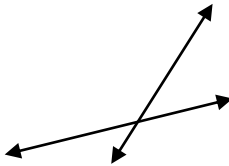
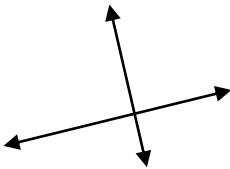
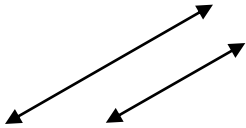
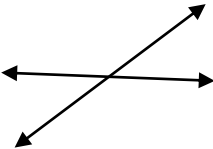
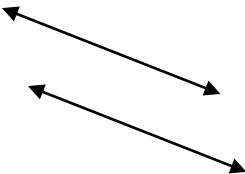
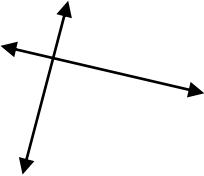

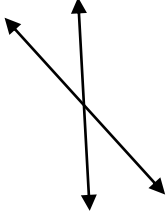
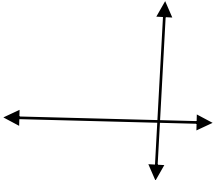
## Parallel and perpendicular lines

### Grade 3 Geometry Worksheet

What are these lines? Fill in the blanks with “parallel”, “perpendicular” or “intersecting”.

 _____	 _____	 _____
 _____	 _____	 _____
 _____	 _____	 _____
 _____	 _____	 _____

## Answers

 <p>parallel</p>	 <p>intersecting</p>	 <p>parallel</p>
 <p>intersecting</p>	 <p>perpendicular</p>	 <p>parallel</p>
 <p>intersecting</p>	 <p>parallel</p>	 <p>perpendicular</p>
 <p>perpendicular</p>	 <p>intersecting</p>	 <p>perpendicular</p>