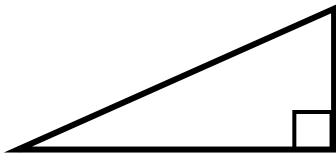


# Classifying triangles

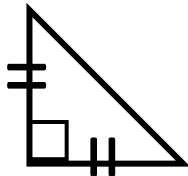
## Grade 3 Geometry Worksheet

Circle the words that describe each triangle. You should use two words to describe each triangle; one red and one purple.




Acute  
Obtuse  
Right

Scalene  
Isosceles  
Equilateral



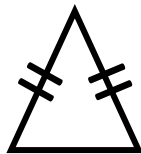
Acute  
Obtuse  
Right

Scalene  
Isosceles  
Equilateral



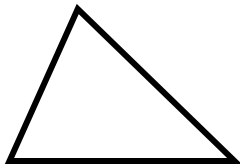
Acute  
Obtuse  
Right

Scalene  
Isosceles  
Equilateral



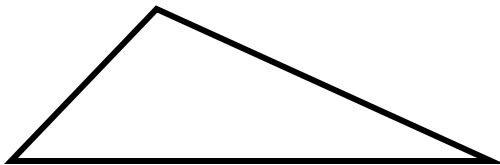
Acute  
Obtuse  
Right

Scalene  
Isosceles  
Equilateral



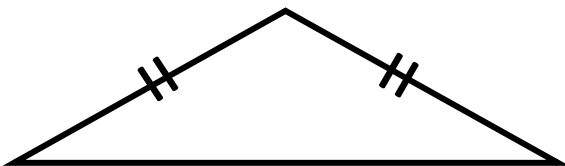
Acute  
Obtuse  
Right

Scalene  
Isosceles  
Equilateral



Acute  
Obtuse  
Right

Scalene  
Isosceles  
Equilateral



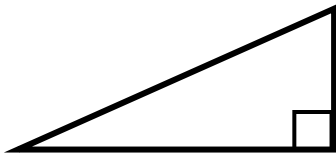
Acute  
Obtuse  
Right

Scalene  
Isosceles  
Equilateral

# Classifying triangles

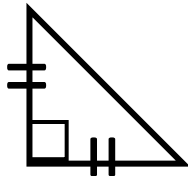
## Grade 3 Geometry Worksheet

### Answers




Acute  
Obtuse  
**Right**

**Scalene**  
Isosceles  
Equilateral



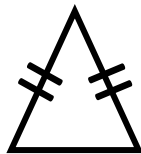
Acute  
Obtuse  
**Right**

Scalene  
**Isosceles**  
Equilateral



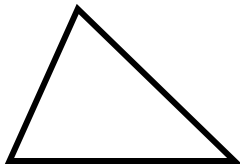
**Acute**  
Obtuse  
Right

Scalene  
Isosceles  
**Equilateral**



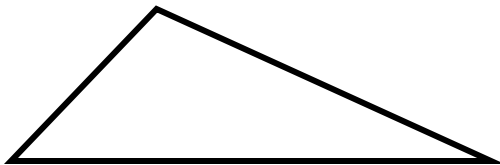
**Acute**  
Obtuse  
Right

Scalene  
**Isosceles**  
Equilateral



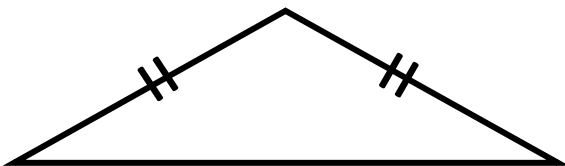
**Acute**  
Obtuse  
Right

**Scalene**  
Isosceles  
Equilateral



Acute  
**Obtuse**  
Right

**Scalene**  
Isosceles  
Equilateral



Acute  
**Obtuse**  
Right

Scalene  
**Isosceles**  
Equilateral